




**Unit of Study- LGBTQ Picture Books → Finding Theme**

Kristen Dantonio

**PART 1**

Engaging	Exploring	Rationale
<p>Day 1:</p> <p>What is theme? -Put together interactive notebook for What is the difference between theme and main idea?</p> <p>Link for pretest: <a href="#">Theme vs. Main Idea Pretest</a></p>	<p>Pretest for what is theme.</p> <p>Students fill in interactive notebook and understand what theme means</p>  <p><b>Pretest</b></p> <ol style="list-style-type: none"> <li>1. What is theme? Use an example to explain the theme of a written work, movie, or song.</li> <li>2. What is main idea? Use an example to explain the main idea of a written work, movie, or song.</li> <li>3. How are theme and main idea different? How are they similar? Use the graphic organizer below to help you.</li> </ol> 	<p><a href="#">CCSS.ELA-LITERACY.RL.5.2</a></p> <p>Determine a theme of a story, drama, or poem from details in the text, including how characters in a story or drama respond to challenges or how the speaker in a poem reflects upon a topic; summarize the text.</p> <p>Students have discussed at length what the main idea of a text is. They are now introduced to what the theme is of a text.</p> <p>Students will discover more about this standard as they read LGBTQ picture books out loud with their classmates. I am hopeful that students will learn more about the LGBTQ community by digging deep into these issues and topics while simultaneously discovering how that plays into character development and understanding.</p>
<p>Day 2:</p> <p>1st Picture Book: <a href="#">Square Zair Pair</a> by Jase Peeples &amp;</p>	<p>Students must provide theme and three pieces of evidence to support that theme in order to write a fluid paragraph.</p>	<p>Students must be able to understand issues related to the LGBTQ community and effectively understand theme</p>

<p>Christine Knopp -Read together and discuss what they theme would be Day 3:</p> <p>2nd Picture Book: <a href="#">Worm Loves Worm</a> by J.J. Austrian and Mike Curato</p>	<p><a href="#">Square Zair Pair</a></p> <p>Students must provide what they think the theme is on the Padlet below.</p> <p><a href="#">Padlet</a></p>	<p>and provide evidence to support that theme.</p> <p>Students must use technology to share their thoughts of the theme. Students will be able to determine that the theme is related to acceptance and other LGBTQ topics.</p>
<p>Day 4:</p> <p>Go over <a href="#">Common Themes in Books</a></p> <p>3rd Picture Book: <a href="#">My Princess Boy</a> by Cheryl Kilodavis</p> <p>We would listen/watch this one on Youtube</p> <p><a href="#">My Princess Boy</a></p>	<p>Which common theme would this picture book fall into?</p> <p>Have students fill out</p> <p><a href="#">Searching for the Theme</a></p> <p>(I may have students work with a partner for this)</p>	<p>Looking at common themes will help students understand that a theme can be applied to their own life.</p> <p>The Searching for Theme assignment pushes students to not only identify the theme but provide evidence. Princess Boy is a good book to use because it tackles transgender topics but also gives students a point of view to consider when tying in how the character connects to the theme.</p>
<p>Day 5:</p> <p>4th Picture Book: <a href="#">A Peacock Among Pigeons</a> by Tyler Curry and Clarione Gutierrez</p>	<p>After reading, students will fill out the document below:</p> <p><a href="#">What is the Big Idea?</a></p>	<p>Students will once again practice identifying the theme and then providing evidence for that theme. Once again, they will be implementing LGBTQ topics.</p>
<p>Day 6:</p> <p>Show the Pixar Short Film: <a href="#">"In a Heartbeat"</a></p>	<p>Have students complete the "Message in a Bottle" activity in response to the video</p> <p><a href="#">Message in a Bottle</a></p>	<p>This heartfelt video allows for students to make inferences but also connect with LGBTQ ideas. Students will then do the activity, Message in a Bottle to dig deeper into the video but also be able synthesize and express the character's feelings and</p>

		experiences throughout the pixar short. Students will then connect that with the theme.
<p>Day 7:</p> <p>5th Picture Book: <u>The Bravest Knight Who Ever Lived</u> by Daniel Errico &amp; Ida M. Schouw Andreasen</p>	<p>Make a <a href="#">WordCloud</a> of words that come to mind when you think of this picture books theme.</p> <p>Example:</p> 	<p>Students will think of key words connected to the theme to make a word cloud. This picture book will push kids to think about how we stereotype certain roles in our society. (Movies, plays, songs, books, etc)</p>
<p>Day 8:</p> <p>6th Picture Book: <u>Jacob's New Dress</u> by Ian &amp; Sarah Hoffman &amp; Chris Case</p>	<p>Have students write a paragraph without any graphic organizers.</p> <p>Students must have a topic sentence, 3 detailed pieces of evidence, follow up sentence supporting that evidence.</p>	<p>This will test multiple skills. I am hoping that the writing will show my students strength and weakness in the understanding of theme but also in their paragraph writing. Students will need a strong topic sentence with evidence to support the claims.</p>
<p>Day 9:</p> <p>Listening to the song: <a href="#">Where You Are</a></p> <p>Take <a href="#">Post-test</a></p>	<p>Have students listen to the song twice</p> <p>Look at song <a href="#">Lyrics</a> Fill out <a href="#">1st and 2nd Listen Paper</a></p>	<p>Students will listen to the song which provides the theme of be who you are and live in the moment. They will then take the post test which will hopefully provide me with information that shows an understanding of theme.</p> <p>All of these books/videos/songs have a larger theme of acceptance.</p> <p>We will make those connections and students will share what that means in their own lives.</p>

### Post Test

1. What is theme? Use an example to explain the theme of a written work, movie, or song.
2. What is main idea? Use an example to explain the main idea of a written work, movie, or song.
3. How are theme and main idea different? How are they similar? Use the graphic organizer below to help you.

